



Facilities Management's

Environmental Health & Safety Division

Presents...

Driver Safety Training




Items to be Covered:



- ❖ Vehicle pre-check
- ❖ Driver safety issues
- ❖ Safe truck operation
- ❖ Safe trailer operation
- ❖ Other driver safety tips

Vehicle Pre-check

- ✓ **Inspect tires for low air or flats**
- ✓ **Be sure windows are free from dirt, frost, and ice**
- ✓ **Be sure mirrors are clear**
- ✓ **Be sure all lights are in working order**
- ✓ **Check gauges- be sure fuel, oil, battery, and temperature are normal (with motor running)**
- ✓ **Report any problems to the garage immediately**



Driver Safety Issues

- **Driver Space**
- **Backing**
- **Intersections**
- **Bad Weather**
- **Passing**
- **“The Other Guy”**




Driver Space

- ❑ **DO NOT TAILGATE – Always keep a safe driving distance between you and the next vehicle**
- ❑ **Leave plenty of space in front of a stopped vehicle**
- ❑ **When stopped, keep an eye on the car behind you, if you think you may be rear-ended, flash your brake lights**



Backing

- **Always ensure that ground guides are used when vehicles are moved in close proximity of people, vehicles, buildings, or other fixed assets (dumpsters, light poles, bollards).**
- **It is the responsibility of the vehicle operator to ensure that a ground guide is on site before attempting to move the vehicle.**

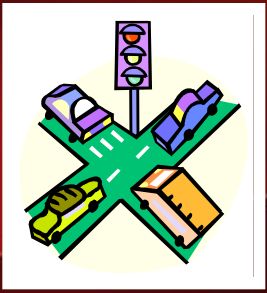


Backing Continued...


- **If no FM personnel are available to assist with backing, the vehicle operator should contact their foreman by phone or radio and request assistance.**




Intersections



- ❖ **Most accidents occur at intersections.**
- ❖ **As you approach any uncontrolled intersection, never assume the other driver is going to yield.**
- ❖ **When approaching an intersection where the light has been green for a while, be prepared to brake.**
- ❖ **When the light turns green, be sure and take a look around – don't trust that everyone else has stopped.**
- ❖ **Always watch for pedestrians at intersections.**



Bad Weather




- **Visibility is hampered by rain, fog, and snow, so SLOW DOWN!**
- **Use low beam headlights: high beams make it harder to see.**
- **If your car goes into a skid, DO NOT BRAKE but take your foot off the accelerator.**
- **Slow down as you approach bridges and overpasses in the winter. These sections freeze first and stay frozen long after the sun hits them.**

Passing

- ❑ **Make sure you are in a passing zone.**
- ❑ **Be certain there is no oncoming traffic.**
- ❑ **Check behind you for other passing vehicles.**
- ❑ **When all blind spots are clear, signal your pass.**
- ❑ **Move into the passing lane and accelerate.**
- ❑ **When you can see the front tires of the vehicle you are passing in your rear-view mirror, signal your move back into the original lane.**



"The Other Guy"



- **Always keep your eye on other drivers.**
- **Don't assume that they know what they're doing.**
- **Never assume you have the right-of-way without assessing the situation. Yield to an aggressive driver.**
- **Use your horn if you must to signal to other drivers.**



Safe Truck Operation

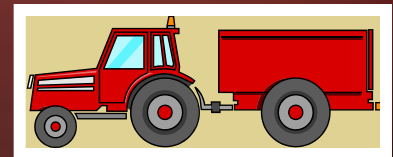
- ❖ **Be sure all materials in the bed are secured.**
- ❖ **The load should not obstruct your view or mirrors.**
- ❖ **The load should not extend past the front of the hood.**
- ❖ **Loads extending past the rear bumper must be flagged.**



Hauling Trailers Safely





- **Side mirrors must allow for full rear view – extension mirrors may be necessary.**
- **Avoid hard turns: turn slow and wide.**
- **Be aware of shifting loads.**
- **When backing, use spotters and watch out for pedestrians and other obstructions.**
- **Avoid hard braking – start breaking earlier than normal.**
- **Do not exceed the trailer's weight capacity. (Ask the garage what it is.)**




A few more important tips...

- ✓ **Always wear your seatbelt.**
- ✓ **Always look out for pedestrians.**
- ✓ **Obey traffic signals/signs/laws.**
- ✓ **Do not use your cell phone while driving.**
- ✓ **Always use turn signals.**
- ✓ **Plan your route ahead of time.**
- ✓ **Do not drive when you're sleepy.**




If you are involved with an accident...

You MUST report it immediately to the appropriate local police department (UAPD if you are on campus).



Office of Environmental Health & Safety



Campus Location: Facilities Management
521 S. Razorback Road

Telephone: 479-575-5448

Web Site: <http://uafphpl.uark.edu>

